

ELS -1100HT

Handles Temperatures to 212°F

Slightly larger than the ELS-1100, the "HT" or High Temperature version is made from high performance Isoplast® plastic. While maintaining broad chemical compatibility, these units also handle fluid temperatures to 212°F. They feature 3/8" NPT mountings and the shortest of any of our plastic electro-optic switch bodies – HTS versions are a mere 1/2" long!

Typical Applications

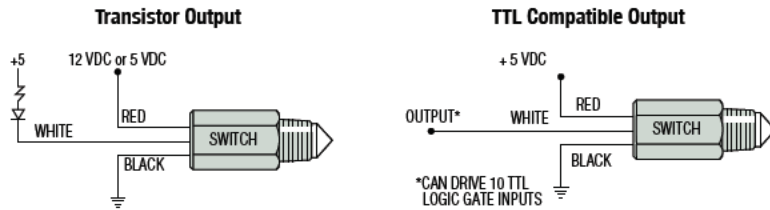
- Coolant reservoir monitoring
- Medical diagnostic and sterilizer equipment
- Low lubricant warning on machine tools
- Low level warning in hydraulic reservoirs

Specifications

Materials	
Housing and Prism	Isoplast®
Operating Pressure	0 to 150 PSI, Maximum
Operating Temperature*	-40°F to +212°F (-40°C +100°C)
Current Consumption	45 mA, Approximately
Output	TTL/CMOS Compatible. Transistor Output with 10K Pull Up Resistor May Sink 18 mA. 12 VDC input power units switch a maximum 5 VDC on output
Repeatability	±1 mm

* These switches are not for use in freezing liquids or steam/high condensation environments. Contact Gems for alternative solutions.

Wiring Diagrams



How To Order

HT Series

Specify Part Number based on Input and Output Condition required.


Input Power	Probe Condition at Current Sink	
	Wet	Dry
5 VDC	153061	153062
12 VDC*	153063	153064

*12 VDC input power units switch a maximum 5 VDC on output.
Note: Extend the power and switching capabilities of 10-28 VDC models with Gems Opto-Pak Controllers.

HTS Series - 5 VDC Input Only

Specify Part Number based on Wet or Dry switch actuation and mounting type.

Mounting Type	Probe Condition at Current Sink	
	Wet	Dry
3/8" NPT	181674	181675
M16x2	191341	191342



ELS-1100HT



File No. E108913



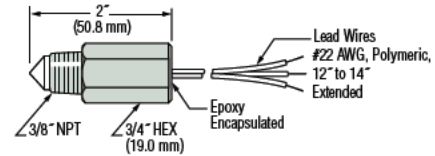
ELS-1100HTS



File No. E108913

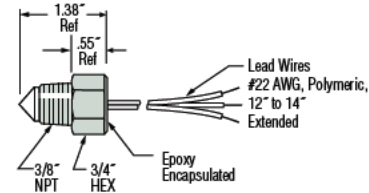
Dimensions

HT Series

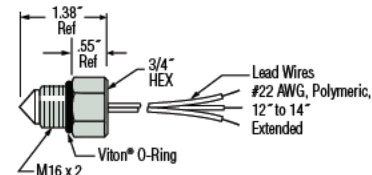


HTS Series

3/8" NPT Mounting



M16 x 2 Straight Thread Mounting with O-Ring



Extended Power and Switching Capabilities of 12 VDC Models with Gems.

Converts TTL output signal to 5 Amp relay output. Available as open circuit board or mounted in a NEMA 4X enclosure (pictured). See Page A-33.

